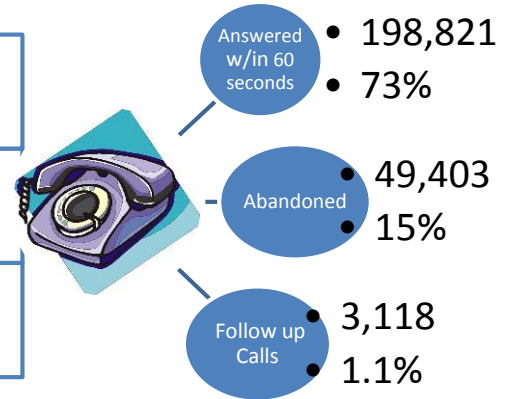
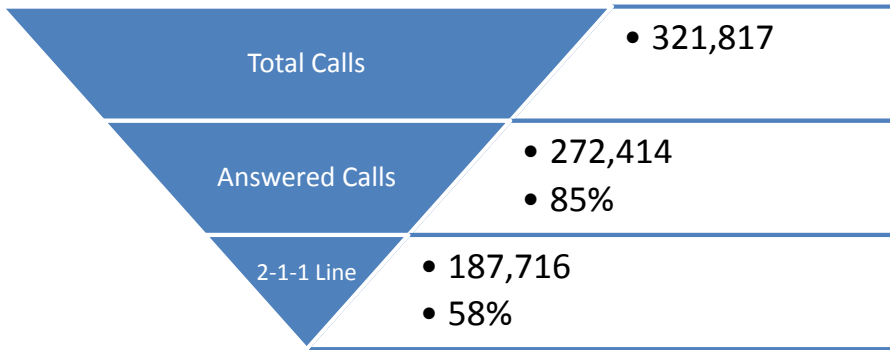
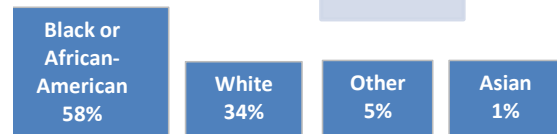
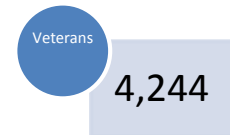
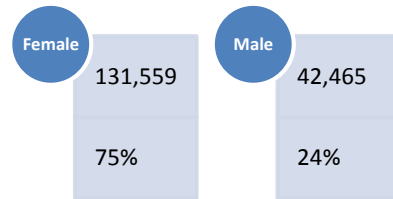
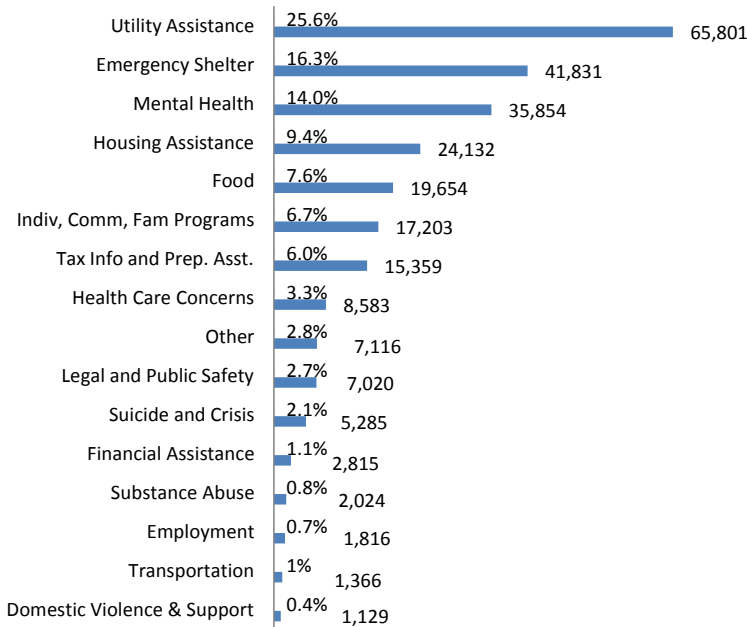


FY 2015 Phone and Database Information

July 1, 2014 through June 30, 2015



Problems/Needs Identified



Calls by Jurisdiction

Allegany	1,207	0.6%	Charles	774	0.4%	Prince George's	66,858	33.3%
Anne Arundel	5,556	2.8%	Dorchester	494	0.2%	Queen Anne's	396	0.2%
Baltimore	24,433	12.2%	Frederick	10,237	5.1%	Saint Mary's	225	0.1%
Baltimore City	64,757	32.2%	Garrett	131	0.1%	Somerset	309	0.2%
Calvert	373	0.2%	Harford	3,225	1.6%	Talbot	389	0.2%
Caroline	536	0.3%	Howard	3,419	1.7%	Washington	1,645	0.8%
Carroll	1,425	0.7%	Kent	270	0.1%	Wicomico	3,278	1.6%
Cecil	1,436	0.7%	Montgomery*	7,698	3.8%	Worcester	1,889	0.9%

Mental Health Association of Frederick County (*includes Montgomery County north of Barnesville)
 United Way of Central Maryland
 Community Crisis Services, Inc. (*includes Montgomery County south of Barnesville)
 Life Crisis Center